




Women in the Workplace

2017



About the study

Women in the Workplace 2017 is a comprehensive study of the state of women in corporate America. This research is part of a long-term partnership between McKinsey & Company and LeanIn.Org to give organizations the information they need to promote women's leadership and foster gender equality.

This year 222 companies employing more than 12 million people shared their pipeline data and completed a survey of HR practices. In addition, more than 70,000 employees completed a survey designed to explore their experiences regarding gender, opportunity, career, and work-life issues. We also interviewed women from different races and ethnicities at all levels in their organization.

Our 2017 findings build on our reports from 2016 and 2015, as well as similar research conducted by McKinsey & Company in 2012. Since 2012, more than 350 companies have participated—many for multiple years—and close to 200,000 employees have been surveyed. To our knowledge, this makes *Women in the Workplace* the largest study of its kind.



Contents

- 02** Introduction
- 03** Corporate pipeline
- 09** Employee experiences
- 20** A road map to gender equality
- 31** Looking ahead
- 32** Acknowledgments
- 33** Report authors
- 34** Methodology



Getting to gender equality starts with realizing how far we have to go

Women remain underrepresented at every level in corporate America, despite earning more college degrees than men for thirty years and counting. There is a pressing need to do more, and most organizations realize this: company commitment to gender diversity is at an all-time high for the third year in a row.

Despite this commitment, progress continues to be too slow—and may even be stalling. One of the most powerful reasons for this is a simple one: we have blind spots when it comes to diversity, and we can't solve problems that we don't see or understand clearly.

Many employees think women are well represented in leadership when they see only a few. And because they've gotten comfortable with the status quo, they don't feel any urgency for change. Further, many men don't fully grasp the state of women in the workplace, and some worry that gender diversity efforts disadvantage them.

As a result, men are less committed to the issue, and we can't get to equality without them.

Many companies also overlook the realities of women of color, who face the greatest obstacles and receive the least support.¹ When companies take a one-size-fits-all approach to advancing women, women of color end up underserved and left behind. This year we take a deeper look at women of color to better understand the distinct challenges they face, shaped by the intersection of gender and race.²

Efforts to make the workplace fair benefit us all. An equitable workplace allows the best talent to rise to the top, regardless of gender, race and ethnicity, background, or beliefs. Diversity leads to stronger business results, as numerous studies have shown.³

But we can't unlock the full potential of our workplace until we see how far from equality we really are.

¹ In this study, women of color includes Black, Latina, Asian, American Indian or Alaskan Native, Native Hawaiian, Pacific Islander, or mixed-race women. However, due to small sample sizes, reported findings on individual racial/ethnic groups are restricted to Black, Latina, and Asian women. ² Professor Kimberlé Crenshaw coined the term "intersectionality." Her analytic framework highlights how overlapping and intersecting identities create distinct and multidimensional forms of discrimination and inequality. See Kimberlé Crenshaw, "Demarginalizing the Intersection of Race and Sex: A Black Feminist Critique of Antidiscrimination Doctrine, Feminist Theory and Antiracist Politics," 1989, available at <http://chicagounbound.uchicago.edu/cgi/viewcontent.cgi?article=1052&context=ucf>. ³ For a recent example, see "Why Diversity Matters," McKinsey & Company, February 2015, available at <https://www.mckinsey.com/business-functions/organization/our-insights/why-diversity-matters>.

A closer look at the corporate pipeline

Based on employee pipeline data from 222 companies employing more than 12 million people, two themes emerge this year: (1) On average, women continue to be hired and promoted at lower rates than men, and at senior levels, the gap in promotions is more pronounced for women of color. (2) The lower representation of women does not appear to be driven by differences in company-level attrition: on average, women and men are leaving their organizations at about the same rate, and very few plan to leave the workforce to focus on family.

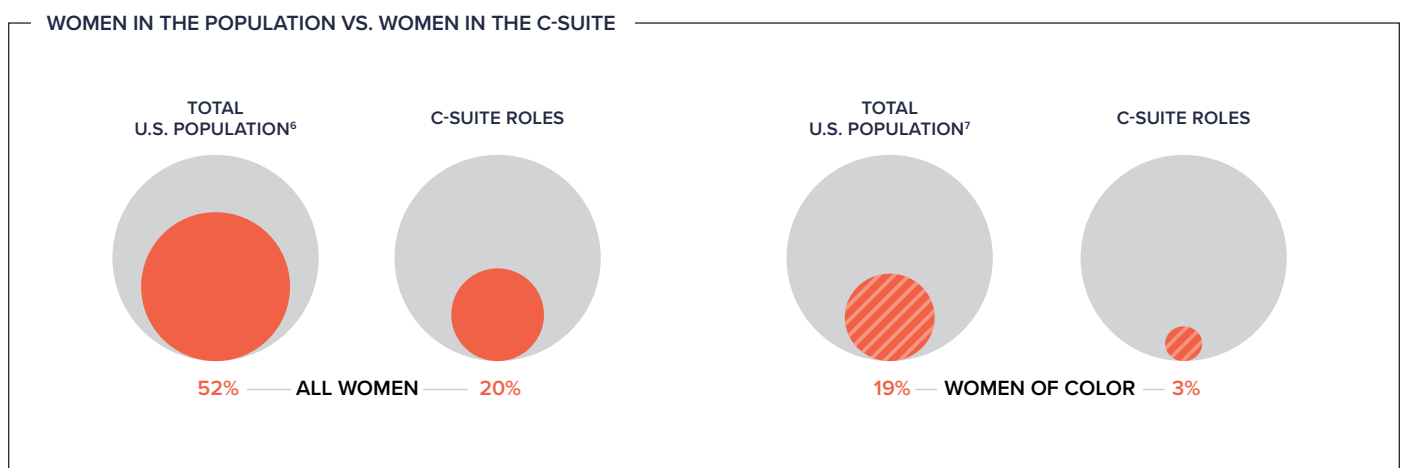


Women fall behind early and continue to lose ground with every step

Women remain significantly underrepresented in the corporate pipeline. From the outset, fewer women than men are hired at the entry level, despite women being 57 percent of recent college graduates.⁴ At every subsequent step, the representation of women further declines, and women of color face an even more dramatic drop-off at senior levels. As a result, one in five C-suite leaders is a woman, and fewer than one in thirty is a woman of color.

Moreover, compared to the modest gains women made in prior years, there are signs this year that women's progress may be stalling.

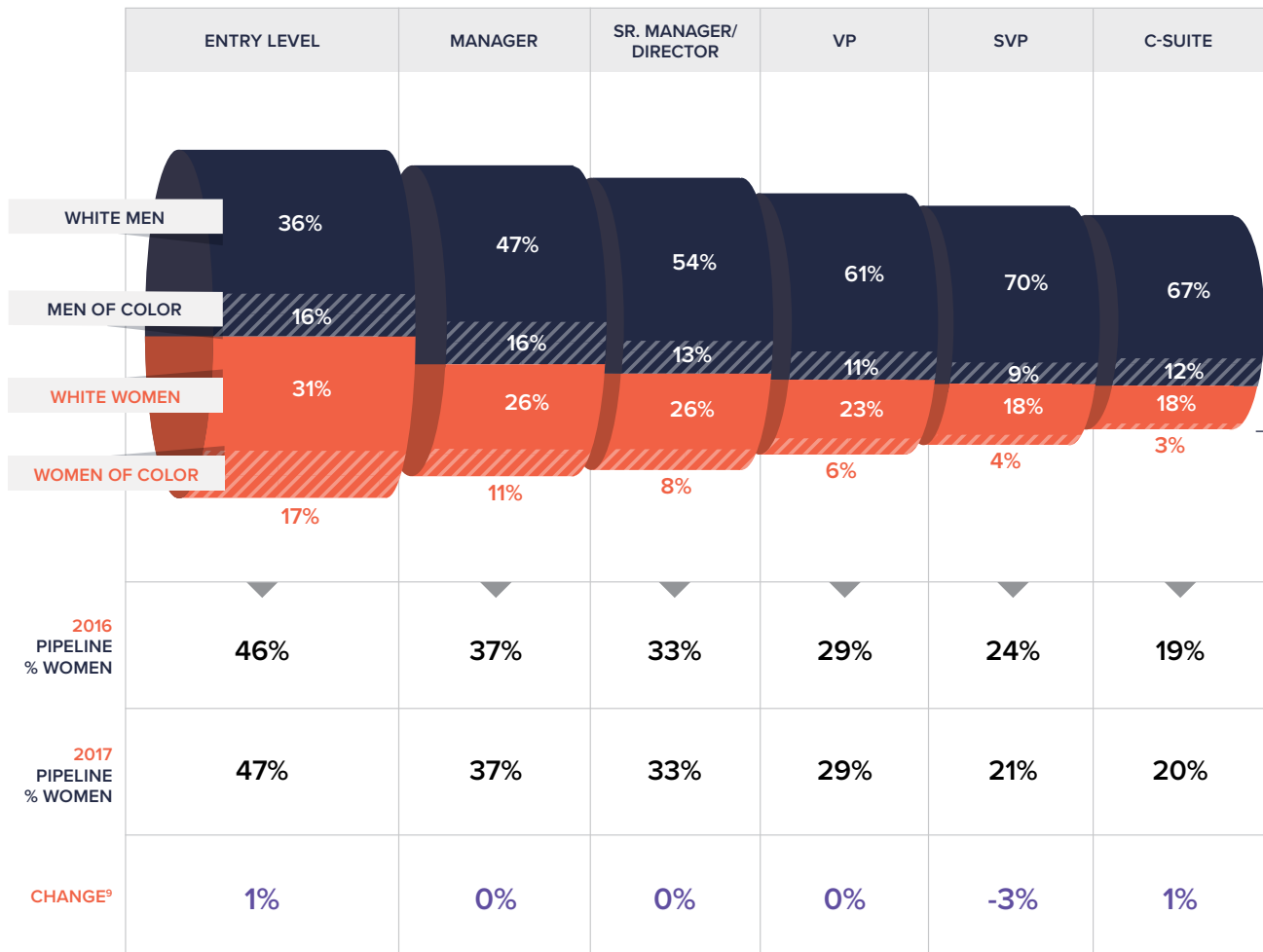
Women are underrepresented in line roles at every level of the corporate pipeline.⁵ By the time women reach the SVP level, they hold only 21% of these positions. Since the vast majority of CEOs come from line roles, this dramatically hurts women's odds of reaching the very top.



⁴ National Center for Education Statistics, Table 318.10, https://nces.ed.gov/programs/digest/d16/tables/dt16_318.10.asp?current=yes. ⁵ Line roles are positions with profit-and-loss responsibility and/or a focus on core operations. Staff roles are positions in functions that support organizations like legal, human resources, and IT. ⁶ Women age 18 and older comprise 52 percent of the adult population, U.S. Census Bureau, Current Population Survey, Annual Social and Economic Supplement, 2017, <https://www.census.gov/cps/data/cpstablecreator.html>. ⁷ Women of color age 18 and older comprise 19 percent of the adult population, U.S. Census Bureau, Current Population Survey, Annual Social and Economic Supplement, 2017, <https://www.census.gov/cps/data/cpstablecreator.html>.

REPRESENTATION IN THE CORPORATE PIPELINE BY GENDER AND RACE⁸

% OF EMPLOYEES BY LEVEL IN 2017



Women of color are the most underrepresented group in the corporate pipeline—behind white men, men of color, and white women.

⁸ Total percent of women and men per level in race and gender pipeline may not sum to overall corporate pipeline totals, as the race pipeline only includes companies that were able to supply race data. Due to rounding, representation by race may sum to 101 within some levels. ⁹ Represents percentage point change from 2016 to 2017.

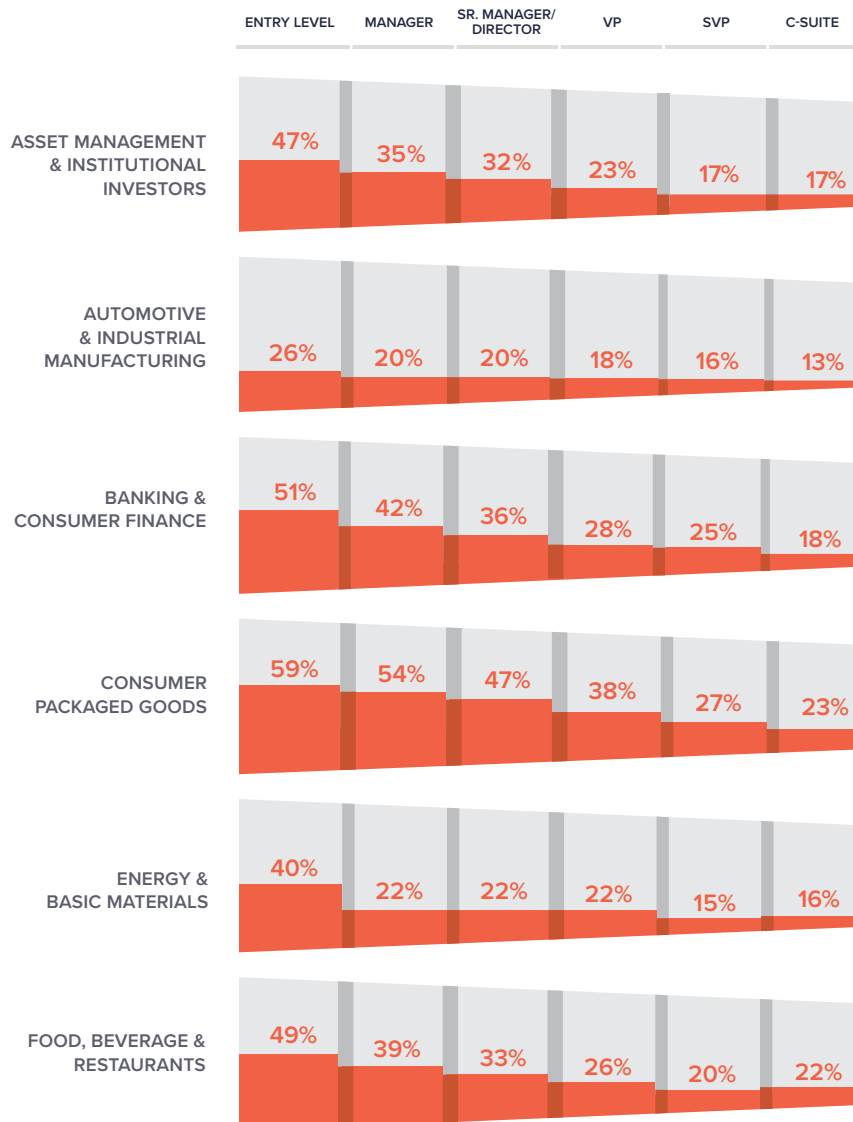
A CLOSER LOOK

Different industries have different talent pipelines

Although women are broadly underrepresented in corporate America, the talent pipeline varies by industry. Some industries struggle to attract entry-level women (technology), while others fail to advance women into middle management (food, beverage, and restaurants) or senior leadership (insurance).

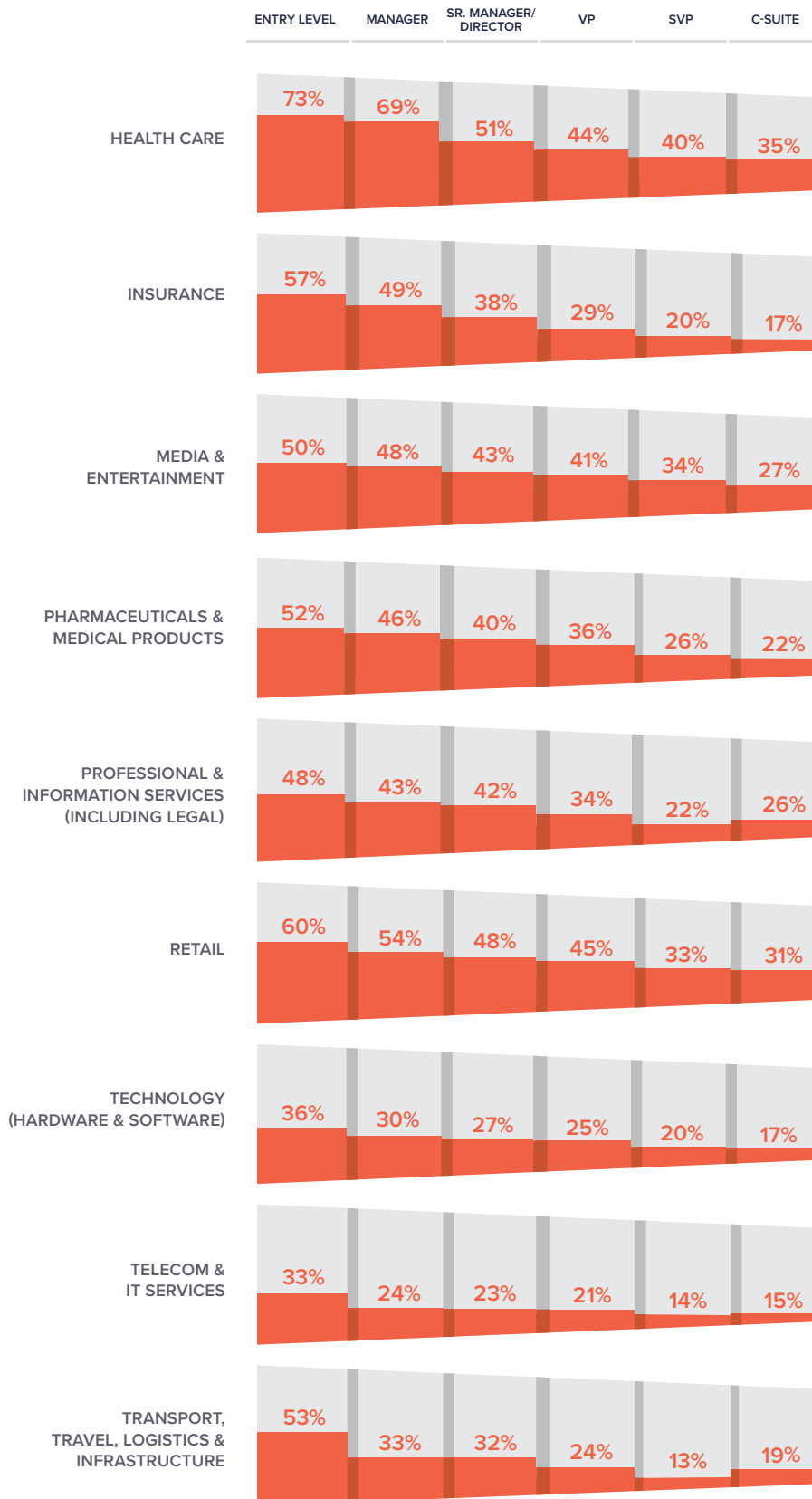
REPRESENTATION OF WOMEN ACROSS INDUSTRIES

% OF WOMEN BY LEVEL



REPRESENTATION OF WOMEN ACROSS INDUSTRIES (CONT.)

% OF WOMEN BY LEVEL



Women are not leaving their companies at higher rates than men, and very few plan to leave the workforce to focus on family

Compared to men of the same race and ethnicity, women are leaving their companies at similar rates: white women are leaving as frequently as white men, and we see the same pattern among women and men of color. However, there is a large racial gap: people of color are significantly more likely to leave their organizations than white people.

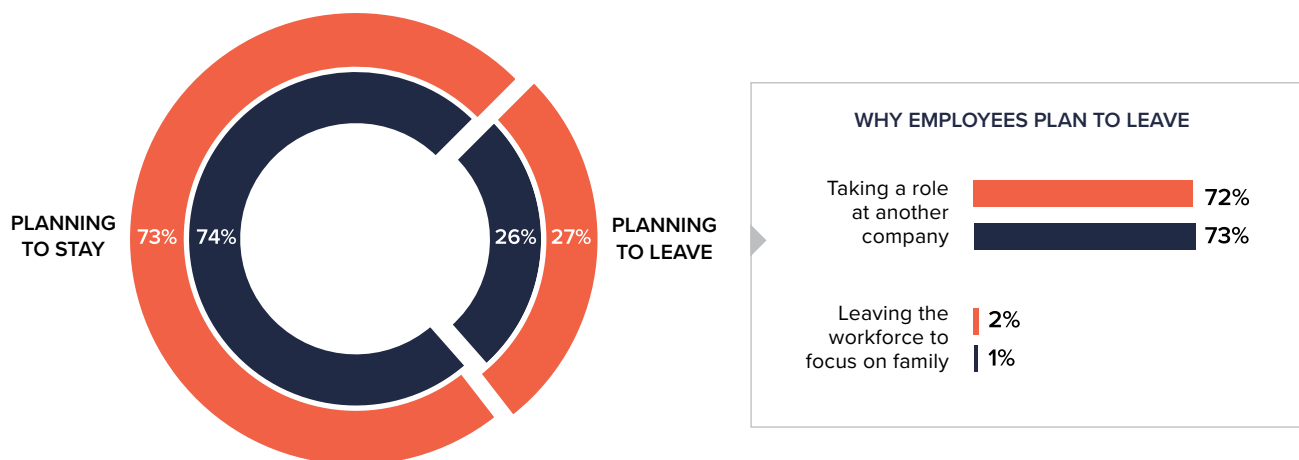
Women and men also have similar intentions to stay in the workforce. Roughly 60 percent of all employees plan to remain at their companies for five or more years. Moreover, among those who are planning to leave, about 80 percent intend to find a job elsewhere and remain in the workforce. Notably, just as many men as women say they'll leave to focus on family, and the number that do is remarkably low: 2 percent or less.

80% of women who plan to leave their company in the next two years intend to stay in the workforce.

MOST EMPLOYEES PLAN TO STAY AT THEIR COMPANY OR REMAIN IN THE WORKFORCE

WOMEN ■ MEN ■

% OF EMPLOYEES WHO REPORT THEY PLAN TO STAY AT OR LEAVE THEIR COMPANY WITHIN THE NEXT TWO YEARS



A closer look at employee experiences

Based on the results of a survey of more than 70,000 employees from eighty-two of this year's participating companies, three trends that disadvantage women are clear: (1) Women experience a workplace skewed in favor of men. (2) Women of color, particularly Black women, face even greater challenges. (3) Women and men see the state of women—and the success of gender diversity efforts—differently; men have a more positive assessment that often clashes with reality.



Women are progressing more slowly than men, and it's not for lack of asking . . .

On average, women are promoted at a lower rate than men. This year, like last year, the biggest gender gap is at the first step up to manager: entry-level women are 18 percent less likely to be promoted than their male peers. This gender disparity has a dramatic effect on the pipeline as a whole: if entry-level women were promoted at the same rate as their male peers, the number of women at the SVP and C-suite levels would more than double.

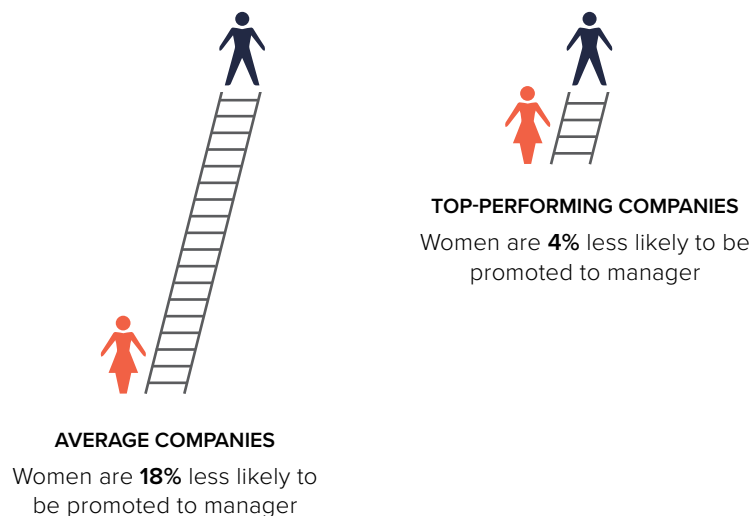
The disparity in promotions is not for lack of desire to advance. Women are just as interested in being promoted as men, and they ask for promotions at comparable rates. In fact, senior-level women ask for promotions more often than senior-level men. Despite this, women are still not advancing at the same pace as men. And external hiring is not making up the disparity in promotion rates.

One factor in women's lower rate of promotion is that they are less likely to receive advice from managers and senior leaders on how to advance. This kind of support is important: employees who receive it are more likely to say they've been promoted in the last two years.

There is cause for some optimism. **Top-performing companies*** are promoting women and men to manager at almost the same rate. This suggests that these companies are on a path to improving their representation of senior-level women.

Women are less likely to receive advice from managers and senior leaders on career advancement, yet employees who do are more likely to be promoted.

IN TOP-PERFORMING COMPANIES, THE GENDER GAP FOR PROMOTIONS TO MANAGER IS SMALLER¹⁰



*TOP-PERFORMING COMPANIES

Participating companies were put into four tiers based on the following three measures: (1) representation of women in manager roles, (2) representation of women in senior leadership, and (3) average rate at which companies promote women across the talent pipeline. Top-performing companies have the highest rating in a weighted composite of these three measures. However, it's important to note that gains can be fragile and lost over time.

¹⁰ Based on the average promotion rate of women into manager roles in all companies in our sample versus the subset of top-performing companies.

... So perhaps unsurprisingly, women are less optimistic that they can reach the top

Women are less likely to interact regularly with senior leaders, yet employees who do are more likely to aspire to be top executives.

Both gender and race shape people's ambitions to be company leaders. Compared to men of the same race and ethnicity, women are less likely to aspire to be a top executive. Moreover, there are important racial and ethnic differences. Men and women of color are far more interested in becoming a top executive than their white counterparts.

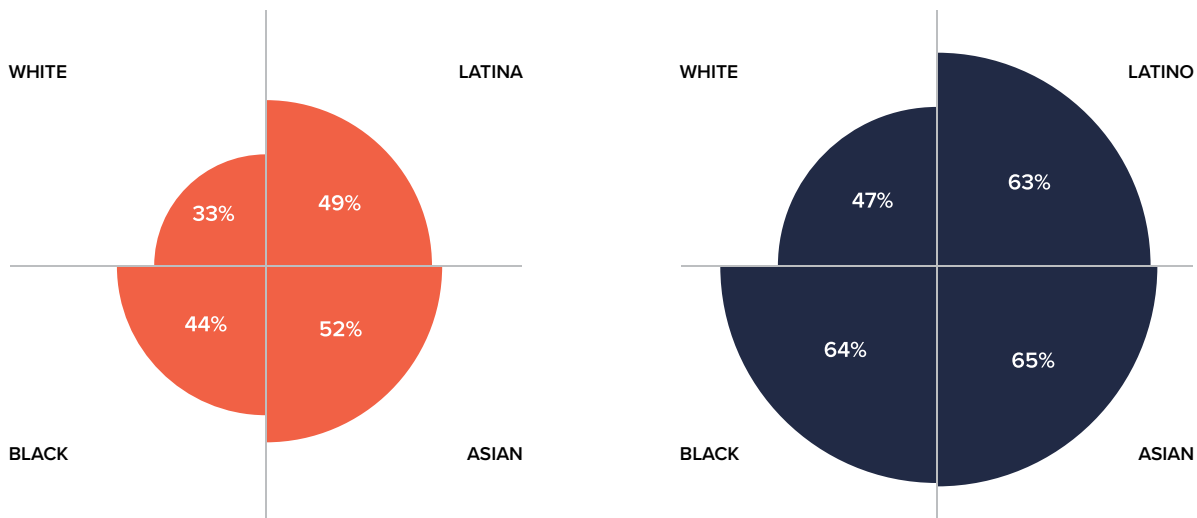
Although their aspirations sometimes differ, women and men across racial and ethnic groups see the upsides and downsides of becoming a leader similarly. Both women and men see higher compensation and more opportunities to mentor as two of the top benefits. However, men see greater opportunity to impact both the company's business and the world outside their organization. Women and men also see similar drawbacks: by far the top deterrent for both is concern over balancing work and family, followed by concern about "too much politics."

Significant gender differences emerge in women's and men's experiences. Women receive less advice on how to advance, and they have less frequent interactions with managers and senior leaders, yet both are linked to greater ambition. Further, women and men have markedly different professional networks, and the right network can accelerate a career. Women are more than five times more likely to rely on a network that is mostly female.¹¹ Because men typically hold more senior-level positions, this means women are less likely to get access to people who can open doors for them.

Women of all races and ethnicities are also less optimistic about their odds of making it to a top job: women who aspire to be a top executive are less likely to think they'll become one than men with the same aspiration.

DESIRE TO BE A TOP EXECUTIVE BY GENDER AND RACE/ETHNICITY

WOMEN ■ MEN ■



¹¹ Based on responses to the question: "Thinking about people you can count on to be helpful in your career, are they mostly men, mostly women, or is it a roughly equal split?"

The workplace is especially challenging for women of color

The intersection of race and gender shapes women’s experiences in meaningful ways. Women of color face more obstacles and a steeper path to leadership, from receiving less support from managers to getting promoted more slowly. And

this affects how they view the workplace and their opportunities for advancement. Overall, two patterns are clear: compared to white women, things are worse for women of color, and they are particularly difficult for Black women.

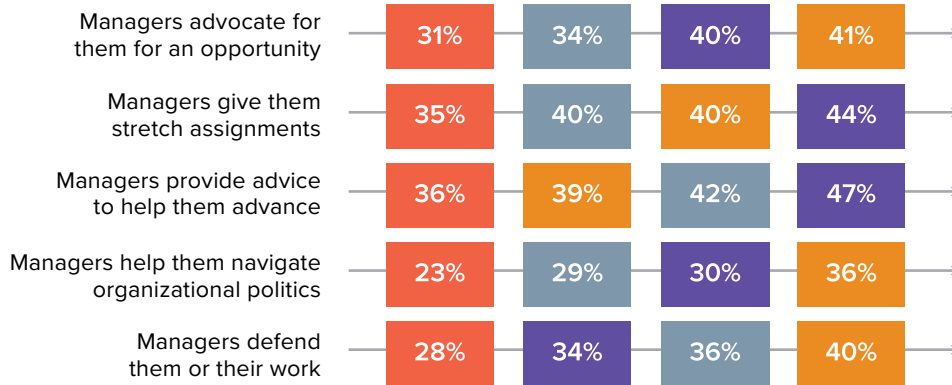
BY THE NUMBERS

What women of color experience

SUPPORT WOMEN RECEIVE

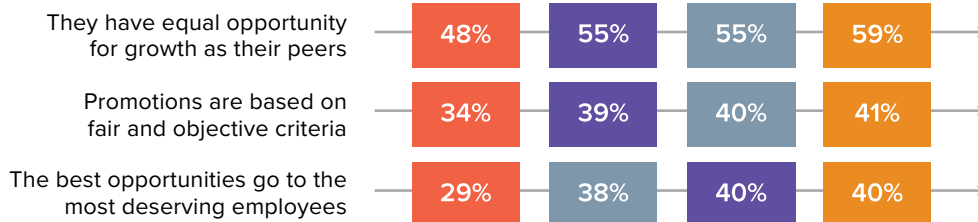
BLACK LATINA ASIAN WHITE

% OF WOMEN WHO REPORT . . .

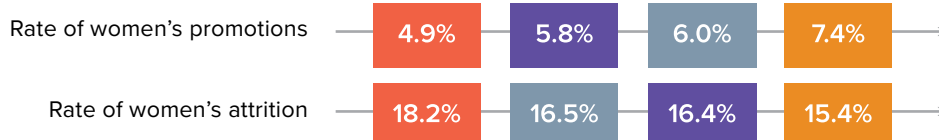


HOW WOMEN VIEW OPPORTUNITY

% OF WOMEN WHO THINK . . .



STATE OF WOMEN IN THE PIPELINE



Although women in general are more likely than men to report they never interact with senior leaders, Black women are the most likely of all to report they never have senior-level contact.

Perhaps because of the challenges they face in the workplace, Black women are also the most interested in going out on their own. Compared to other groups of women, they're significantly more likely to say they intend to start a business when they leave their current job.


Despite facing more pitfalls to advancement, women of color have higher ambitions to be a top executive than white women.



IN THEIR WORDS

What women of color say

“As a Latina woman, I feel that it is my obligation to go as far as I can. I need to do that because I am the role model to so many behind me. They need to know that they can do it—that it doesn't matter where you come from, that your past doesn't dictate how far you will go in this world.”¹²



“We can have the same degree, the same years of work, the same output. We just don't get all those opportunities. We are not tapped on our shoulders as often as other folks are tapped on their shoulders for progression. And not getting feedback on why.”

“My organization is comfortable with a square box. If you are a different shape, just shave off those edges so you can fit in. Every single one of my managers has noted that I am more candid than many other people here. And every single one has, at some point, sat me down and said, 'You know, this makes people feel uncomfortable.'”



¹² Quotations have been minimally edited to reduce length and enhance clarity.

Men think women are doing better than they really are

When it comes to how women and men see the state of women and gender diversity efforts, there are striking differences. Men are more likely to think the workplace is equitable; women see a workplace that is less fair and offers less support. Men think

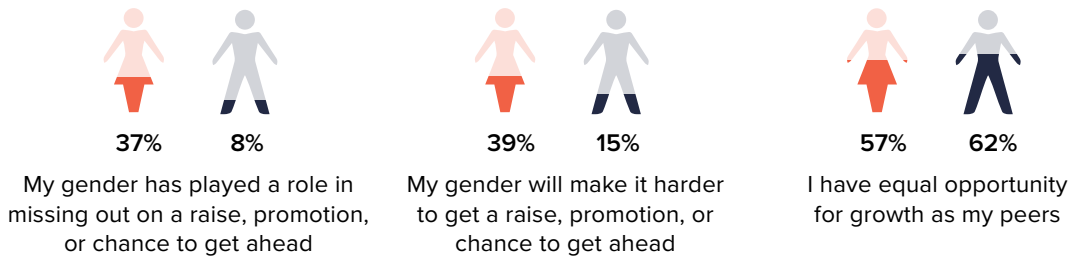
their companies are doing a pretty good job supporting diversity; women see more room for improvement. Given the persistent lag in women's advancement, women have the more accurate view.

BY THE NUMBERS

Women's and men's very different views

WOMEN ARE LESS LIKELY TO THINK THEY HAVE AN OPPORTUNITY TO ADVANCE . . .

% OF WOMEN AND MEN WHO THINK . . .



. . . AND THAT THEIR COMPANIES TREAT PEOPLE FAIRLY

% OF WOMEN AND MEN WHO THINK . . .



Nearly 50% of men think women are well represented in leadership in organizations where only one in ten senior leaders is a woman.

Many men think women are well represented in leadership.

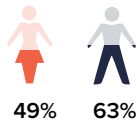
Nearly 50 percent of men think women are well represented in leadership in companies where only one in ten senior leaders is a woman. A much smaller but still significant number of women agree: a third think women are well represented when they see one in ten in leadership at their company. It is hard to imagine a groundswell of change when many employees don't see anything wrong with the status quo.

MEN THINK THEIR COMPANY IS DOING A BETTER JOB ON GENDER DIVERSITY . . .

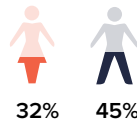
WOMEN  MEN 

% OF WOMEN AND MEN WHO SAY . . .

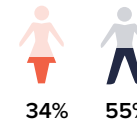
Gender diversity is a very important or top priority to . . .



My company is doing what it takes to improve gender diversity

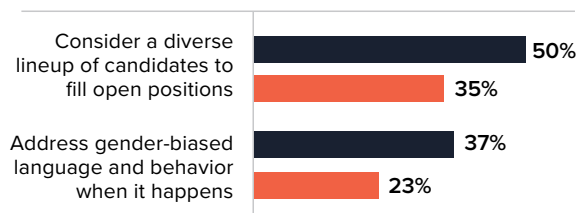


Managers make sure a diversity of voices is represented in decision-making



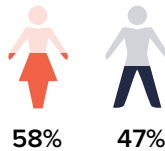
In this company, disrespectful behavior toward women is often or always addressed quickly

Managers at my company . . .



. . . AND ARE LESS PERSONALLY COMMITTED

% OF WOMEN AND MEN WHO SAY . . .



Gender diversity is a very important or top personal priority to me

Men are more likely to think the playing field is already level.

Fifty percent of men say managers consider a diverse lineup of candidates to fill open positions, compared to 35 percent of women. More than 60 percent of men say that their company is doing what it takes to improve gender diversity, while only 49 percent of women agree. And one of the biggest gender divides is over how disrespectful behavior toward women is handled at work: men are 60 percent more likely than women to think such behavior is quickly addressed in their company.

Men are less committed to gender diversity efforts.

Men are less likely to say gender diversity is a top personal priority and point to concern over de-emphasizing individual performance as the primary reason. Some men even feel that gender diversity efforts disadvantage them: 15 percent of men think their gender will make it harder for them to advance, and white men are almost 50 percent more likely than men of color to think this. And regardless of their level of commitment, men are more likely than women to believe they know what to do to improve gender diversity.

When it comes to raises and promotions, men are more likely to say they get what they want without having to ask

Women of all races and ethnicities negotiate for raises and promotions at rates comparable to their male counterparts.¹³ However, it's interesting to note that men may not have to negotiate as often as women do to get what they want. Men are more likely to say they have not asked for a raise because they are already well compensated or a promotion because they are already in the right role.

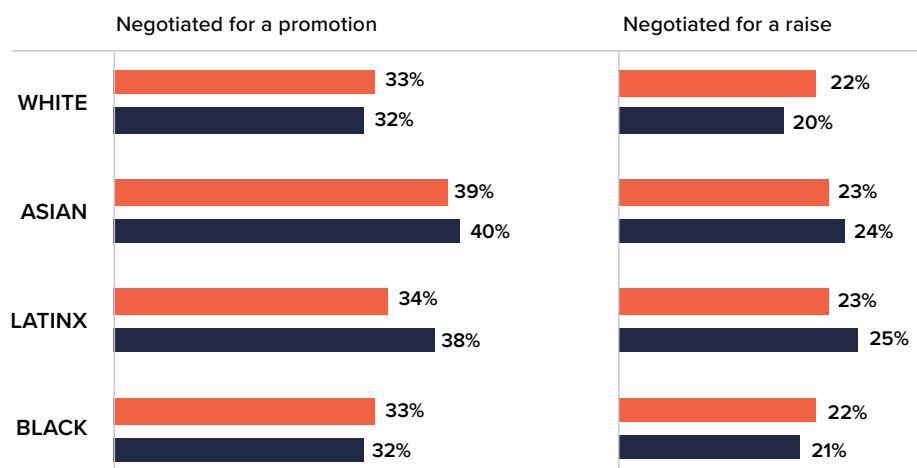
Similar to last year's findings, negotiating is linked to better results. Women who lobby for a promotion are more than twice as likely to get one. However, it can come at a cost: women who negotiate can pay a social penalty. They are more likely than men who negotiate—and women who don't—to receive feedback that they are “intimidating,” “too aggressive,” or “bossy.”

Senior-level women negotiate more often than men at the same level and are far more likely to receive feedback that they are “intimidating,” “too aggressive,” or “bossy” when they do.

WOMEN OF ALL RACES/ETHNICITIES NEGOTIATE AT RATES COMPARABLE TO THEIR MALE COUNTERPARTS¹⁴

WOMEN ■ MEN ■

% OF EMPLOYEES WHO NEGOTIATED IN THE LAST TWO YEARS



¹³ Women and men who say they lobbied for a promotion or an increase in their compensation in the last two years. Based on employees' self-reported experiences. ¹⁴ In the last two years.



A NEGOTIATION PRIMER

Five steps women can take to achieve better outcomes

1. Ask for a raise

Let's start with the basics. Both women and men who ask for a raise are more likely to report getting one than those who don't speak up. And women have more reason to ask: men are more likely to say they haven't asked for a raise because they got what they wanted without asking and are already well compensated.

2. Specify an amount

Women are significantly less likely to ask for a particular amount, but people who are specific receive a greater increase in compensation on average than those who aren't. And interestingly, the actual amount of money you ask for doesn't appear to be as important as just proposing a number.

3. Prepare

Many people take the time to research before a negotiation. A much smaller percentage talk to others about how to approach the issue and rehearse the actual conversation. Make sure you do. There's evidence that people who take those additional steps are more likely to get a raise.

4. Make your best pitch

Women and men who successfully negotiate for a raise (or a promotion, for that matter) are more likely to make the case that they have:

- Demonstrated that they are a high performer
- Taken on a greater workload
- Taken on the responsibilities of the next level

5. Solicit manager support

People who get advice from managers on how to advance and who land stretch assignments are more likely to receive raises. So speak up and ask your manager for help. It's particularly important that women push for this type of support because they are less likely to receive it from managers.

“A mentor told me, ‘Look, no one is going to give you a raise, no one is going to give you a promotion unless you ask for it . . . You have to be firm and say, ‘This is what I want. This is what I think I’m worth.’”

Women are 25% more likely than men to say they didn't ask for a specific amount the last time they negotiated.

Many women still work a double shift

Household work still falls squarely on women. On average, 54 percent of women do all or most of the household work, compared to 22 percent of men. This gap grows when couples have children. Women with a partner and children are 5.5 times more likely than their male counterparts to do all or most of the household work. And even when women are primary breadwinners, they do more work at home. Women who bring in more than 50 percent of their family income are 3.5 times more likely to do all or most of the household work than men in the same situation.

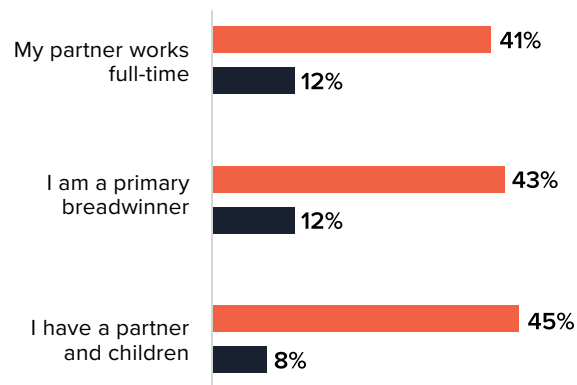
Doing a disproportionate share of household work may dampen women's career aspirations: women with partners and children have significantly lower aspirations to be top executives than men with the same family structure. In addition, women who do a majority of household work are less likely to aspire to be a top executive than women who share responsibilities equally with a partner.

Women at senior levels are significantly more likely to be in dual-career relationships than men at the same levels—57% of women versus 38% of men. This means senior-level women are less likely to benefit from the support of a stay-at-home partner.

WOMEN AND MEN DO AN UNEVEN SHARE OF WORK AT HOME

WOMEN ■ MEN ■

% OF PEOPLE WITH PARTNERS WHO ARE RESPONSIBLE FOR ALL OR MOST OF THE HOUSEHOLD WORK



A CLOSER LOOK

Young people's views on gender are a contradictory mix of new and old

When one compares young people (ages 22 to 29) to older coworkers (ages 30 and up), there are signs of meaningful progress. Still, it's a complex picture with no clear path to gender equality.

GOOD NEWS...

Young women and men are more likely to aspire to be top executives than their older counterparts—and young women are far more likely than older women to say they want a top job.

Young women and men view their company's efforts to support women more similarly than older women and men do. For example, 29 percent of young men and 22 percent of young women think managers challenge biased language when it happens. In comparison, this gap is considerably larger among older employees: 38 percent of older men and 23 percent of older women share the same view.

Young men who live with partners are almost twice as likely to do all or most of the housework as older men in the same situation.

BUT...

Young women are still less interested in becoming top executives than young men and significantly less confident they can reach the top of their organization.

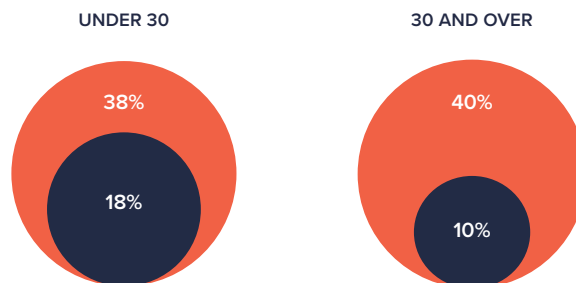
Young men are far less likely than young women to say gender diversity is a top personal priority. In fact, we see the biggest gap in personal commitment to gender diversity in this age group: young women are the most committed, while young men are the least.

However, the overall pattern of women doing more housework remains. Like their older counterparts, young women who live with partners still do the lion's share of household work.

WOMEN OF ALL GENERATIONS DO MORE HOUSEHOLD WORK

WOMEN ■ MEN ■

% OF WOMEN AND MEN WITH PARTNERS WHO ARE RESPONSIBLE FOR ALL OR MOST HOUSEHOLD WORK



A road map to gender equality

Companies need a comprehensive top-to-bottom plan for supporting and advancing women. Building on findings from previous years and incorporating new insights into what top-performing companies are doing, we recommend that organizations start with these core actions:

- Make a compelling case for gender diversity
- Invest in more employee training
- Give managers the means to drive change
- Ensure that hiring, promotions, and reviews are fair
- Give employees the flexibility to fit work into their lives
- Focus on accountability and results

Additionally, it is critical that companies understand their particular pain-points and tackle them directly. For most if not all companies this includes addressing the distinct barriers women of color face and getting sufficient buy-in from men. Until they do, companies' gender diversity efforts are likely to continue to fall short.



1. Make a compelling case for gender diversity

Ninety percent of companies report that gender diversity is a high priority, but employees don't see it the same way. Only about half think their organizations are highly committed and doing what it takes to improve gender diversity.

A majority of employees don't see senior leaders and managers taking steps to advance gender diversity. Only about a third of employees say senior leaders regularly communicate its importance and encourage an open, honest dialogue on the topic. Similarly, only 39 percent of employees say managers at their company make sure a diversity of voices is represented in decision-making—and think that their direct manager prioritizes gender diversity. Perhaps as a result, only half of all employees place a high personal priority on the issue themselves, and men are less committed than women.

Companies and employees also don't see eye to eye on why gender diversity is important. While 90 percent of organizations say they prioritize gender diversity because it leads to better business results, only 42 percent of employees think this is the case for their company.

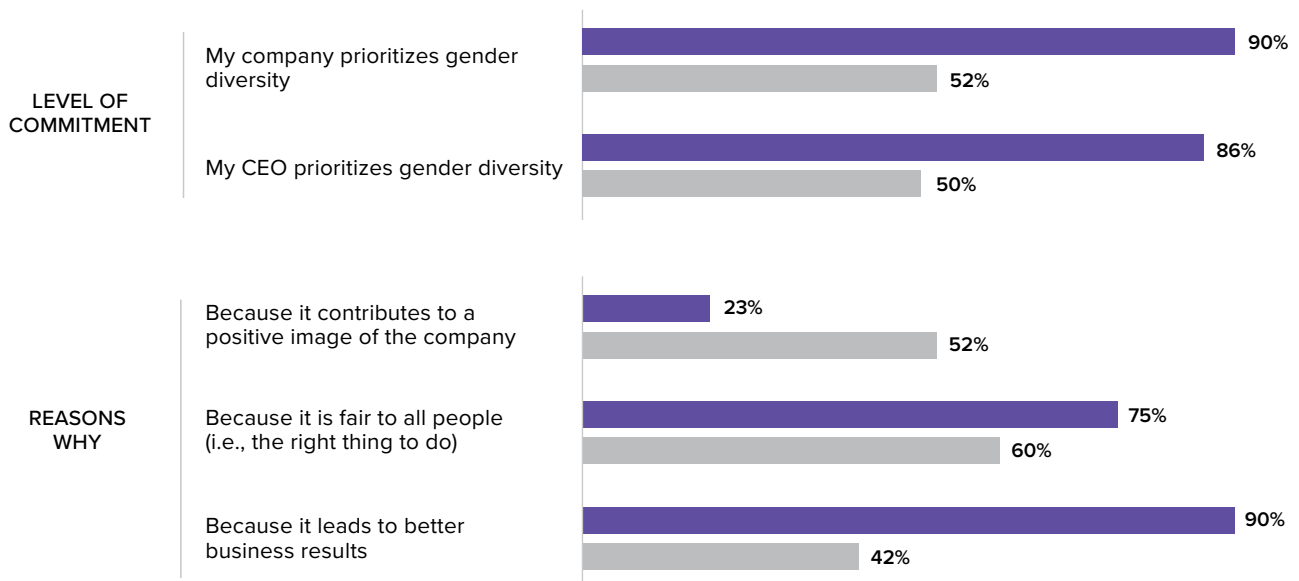
These numbers point to actions companies can take. First, show your commitment; when employees see higher-ups prioritizing gender diversity, they are more likely to be committed themselves. Second, make a strong business case. When employees think gender diversity leads to business results, they are more likely to be personally committed. However, while 78 percent of organizations say they articulate a business case, only 16 percent back up the case with numbers. Illustrating the positive impact of gender diversity on your company's long-term success can help bring more employees on board.

“ A diversity task force is being formed. Our CHRO really believes in it, but I don't think we have that buy-in from the rest of the executive team. We're still going to go ahead, building a business case to get funding from executive leadership. But I feel like we're not there yet.”

COMPANY AND EMPLOYEE VIEWS ON COMMITMENT TO GENDER DIVERSITY

COMPANIES ■ EMPLOYEES ■

% OF COMPANIES AND EMPLOYEES THAT SAY . . .



2. Invest in more employee training

Only two in three companies offer unconscious bias training, yet this type of instruction is central to leveling the playing field for women and other underrepresented groups. Bias training raises awareness of the stereotypes that disadvantage women, people of color, and other minorities and gives employees steps they can take to counteract these biases.

Employees would benefit from this guidance. Only 47 percent of employees know what to do to improve gender diversity in their organization. Only 30 percent say their managers regularly address gender-biased language and behavior when it happens.¹⁵ And less than 20 percent of companies report that employees involved in hiring decisions or performance reviews receive unconscious bias training. When employees understand how bias impacts decision-making, they are empowered to make fairer, more objective decisions.

Moreover, although a vast majority of companies offer anti-harassment and anti-discrimination training, there is also evidence that organizations need to do more to ensure that women are treated respectfully at work. Only 34 percent of women say that disrespectful behavior toward women is quickly addressed in their company.

Unconscious bias training works best when it doesn't only raise awareness of bias, but also directly encourages people to avoid thinking of others in a stereotypical way. Just raising awareness that most people are biased can reinforce stereotypes if it's not backed up by a call to action.¹⁶

EMPLOYEES AND MANAGERS WOULD BENEFIT FROM TRAINING

EMPLOYEES ■ MANAGERS ■



47% of employees
know what to do to improve gender
diversity in their organization



30% of managers
regularly address gender-biased language
and behavior when it happens

¹⁵ Based on employees who report that managers often or almost always challenge gender-biased language or behavior. ¹⁶ See Michelle M. Duguid and Melissa C. Thomas-Hunt, "Conditioning Stereotyping? How Awareness of Stereotyping Prevalence Impacts Expression of Stereotypes," *Journal of Applied Psychology* (2015).



A CLOSER LOOK

Addressing the challenges women of color face head-on

Women of color are the most underrepresented group in the corporate pipeline. They experience the greatest challenges. Yet they receive the least support—and efforts to increase diversity are not adequately addressing the magnitude of the issues they face.

One reason for this is that companies more often prioritize gender diversity than racial diversity—when in fact, gender and race are inseparable and need to be prioritized equally. When companies treat them as different issues, their policies and programs can fall short. They do not account for the complex and varied experiences of women, and women of color in particular are often left out.

Women of color experience overlapping challenges because gender and race intersect in ways large and small. They face biases for being women and for being people of color, and this double discrimination creates a unique set of constraints and barriers. It's a mistake to assume that all women are having the same experience. There is no single story of women, yet too often gender diversity efforts are designed as if there is only one.

Companies should look for opportunities to correct for this double discrimination. Unconscious bias training should cover many types of bias so participants gain a broad understanding of the issue and how it affects different groups of people. Beyond that, companies can take steps to create a more inclusive workplace. Companies with a greater representation of women of

“ They say, ‘We want to have more women at the top.’ They clearly state women. They don’t say African American women, Asian women . . . they say women. And what you see, and what you hear, is that a majority of [women’s] promotions are white women.”

color are more likely to offer training on how to foster inclusivity, and employees in these organizations are more likely to say a broad range of leadership styles is successful.

Companies also need to double down on diversity in hiring. Organizations where women of color are better represented are more likely to have strategies in place for hiring underrepresented groups and to require diverse candidate slates. Tracking representation, hiring, promotions, and other key metrics by both gender and race are also helpful practices.

When companies say that gender diversity and racial diversity are both top priorities, the representation of women across races and ethnicities is higher.

3. Give managers the means to drive change

Managers play a critical role in companies' gender diversity efforts. They often determine whether policies and programs are used and how widely they're adopted, and they make many of the day-to-day decisions that impact women's career progression. Organizations need to give managers visibility into the scope of the problem and the tools they need to be part of the solution. If managers are not fully on board, it's hard to imagine efforts to support women gaining traction.



Managers are central to women's success

Women can benefit from peer mentorship

Almost a third of this year's participating companies have women in Lean In Circles, small peer groups that meet once a month to support each other and learn new skills together. Members talk openly about their ambitions and help each other take on new challenges. Circles are making a difference in their members' careers: women in Circles are more aware of the role that gender plays in the workplace, and they are more likely to ask for—and receive—raises and promotions.¹⁷

THE GOOD NEWS . . .

Managers' actions have a big impact—on both a woman's career progression and her level of ambition. Women are more likely to be promoted when managers advocate for them, give them stretch assignments, and advise them on how to advance. And women who receive that advice and interact regularly with senior leaders are more likely to aspire to be a top executive.

THE BAD NEWS . . .

Women are less likely than men to get these forms of mentorship and sponsorship.

WHAT COMPANIES CAN DO . . .

Organizations need to make sure managers have the know-how to support women's career development. They can also invest in formal mentorship and sponsorship programs to provide additional guidance. Currently, about half of companies run mentorship programs, and less than a third run sponsorship programs that commit individual leaders to advocate for and create opportunities for women. These formal programs help women establish senior-level connections that can accelerate careers.

¹⁹ Based on a comparison of the experiences of women in Circles with women not in Circles.



Managers drive employee commitment

THE GOOD NEWS . . .

When managers show a high commitment to gender diversity, employees are more committed themselves—and women are less likely to think that their gender will play a role in missing out on an opportunity.

THE BAD NEWS . . .

This is an area where managers are falling short. Employees think gender diversity is less of a priority for their manager than it is for their company and CEO. Employees are significantly less likely to cite their manager as a source of guidance on what to do to improve gender diversity than company leadership and HR. And few employees report that managers are taking steps to actively support gender diversity, such as using diverse candidate slates in hiring and encouraging a diversity of voices in decision-making. In all cases, women are less likely than men to say that their managers are taking these types of actions.

WHAT COMPANIES CAN DO . . .

Organizations should double down on managers. They need to make sure managers understand why gender diversity matters, give them the insights and tools to make a difference, and reward them when they do.

“ [My direct manager] put me in a mentorship program with a general manager to help me go to the next level, and he has been super supportive. I get even more than I do from my manager because she is younger, almost my age. Thanks to both of them, I’ve had a lot of mentorship . . . I have been very fortunate.”

In top-performing companies, managers more frequently help both women and men navigate difficult situations and recommend them for new opportunities. And although these manager actions should be commonplace, less than 50% of employees report they get this type of support on a regular basis.

4. Ensure that hiring, promotions, and reviews are fair

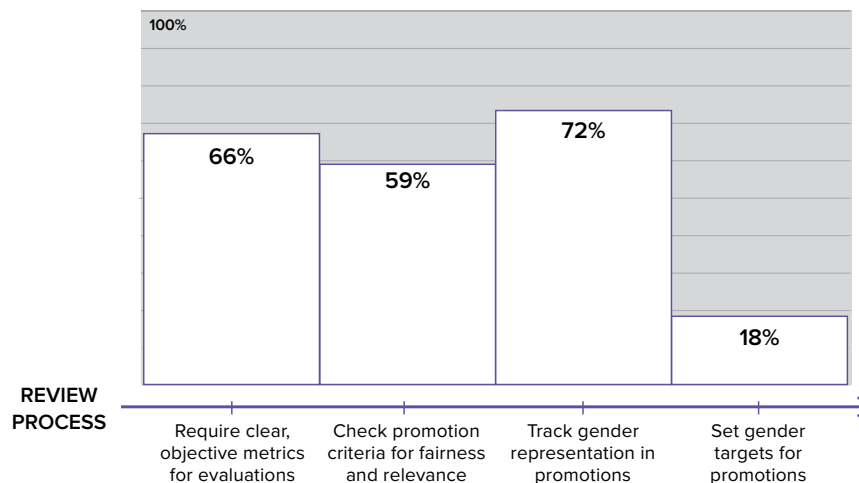
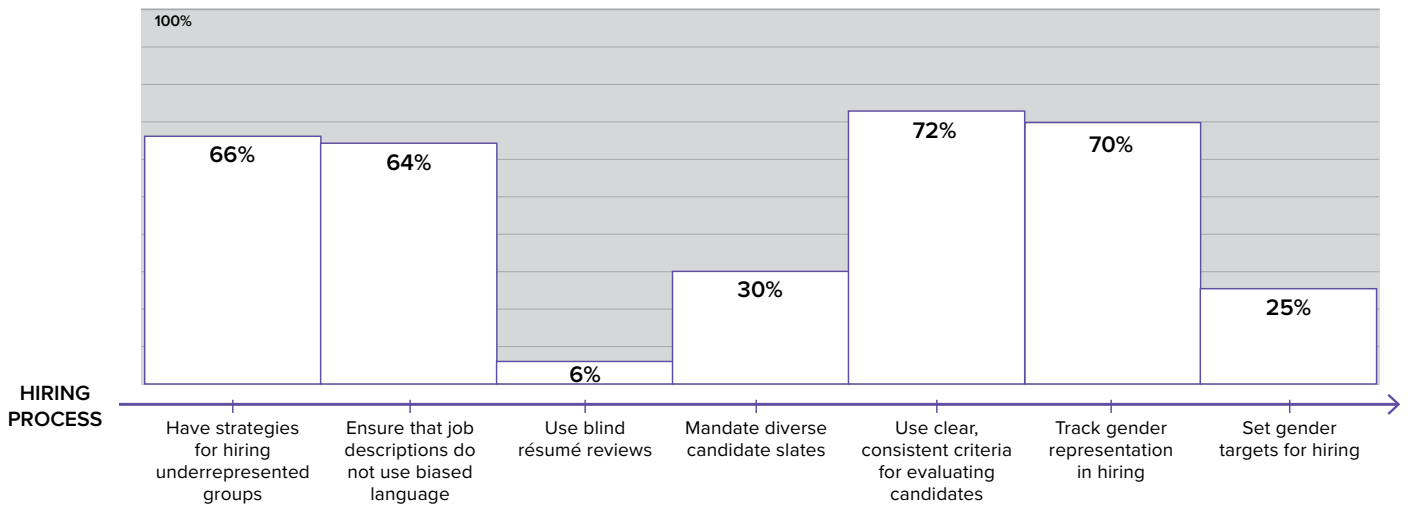
Most companies are taking steps to reduce bias in recruiting and performance reviews, but very few have end-to-end processes in place to ensure that hiring and promotions are fair. For example, a majority of organizations focus on hiring underrepresented groups, but less than a third mandate a diverse slate of candidates.

Companies need to review their hiring and review processes to make sure there aren't gaps or inconsistencies. Additionally, they should track outcomes and set gender targets so they have clear goals and can gauge their progress. It only follows that a more comprehensive approach will lead to better outcomes.

Top-performing companies are more likely to have dedicated programs to improve promotion rates for women.

A CLOSER LOOK AT HIRING AND PERFORMANCE REVIEWS

% OF COMPANIES THAT REPORT THEY ...





A CLOSER LOOK

Getting more men invested in gender diversity

One obstacle companies face in their efforts to advance gender diversity is that more than half of all men do not prioritize the issue. But there's good news: there are things organizations can do that can significantly impact the way men think about gender in the workplace. When direct managers place a high priority on gender diversity, employees are more likely to be committed themselves—and this is especially true for men. And when managers and senior leaders offer guidance on how to improve gender diversity, so that it goes from a general policy to something more concrete and actionable, men are more likely to get on board.

The specific case companies put forth for gender diversity also makes a difference. If men believe their organizations prioritize gender diversity because it leads to better business results, they are significantly more likely to think it matters. In the same vein, when men think companies prioritize gender diversity because it is “fair to all people,” they are more likely to be personally committed. This suggests that companies need to better communicate that gender diversity efforts are not a zero sum game but rather benefit all employees.

Organizations also should find ways to raise awareness of the scale of the problem, such as tracking and broadly sharing key gender diversity metrics with employees.

It also helps when men have a realistic understanding of gender dynamics in the workplace. In most companies, men are far more likely than women to think their company and managers are taking steps to advance gender diversity. In top-performing companies, that gap exists but is smaller. Put another way, women and men in these companies are more aligned. This points to another advantage of employee training. Raising awareness about unconscious bias—and the actions that counteract it—can help men see the state of women more clearly and better understand what they can do to play their part.

“ The other day we had an unconscious bias training. And I looked around, and there were literally no men in the training. This is bananas to me. There's a subset of people that really buy into it, and usually it's people that have felt unconscious bias so they're very aware of it. But the group that needs it the most is the one that's not aware of it.”

5. Give employees the flexibility to fit work into their lives

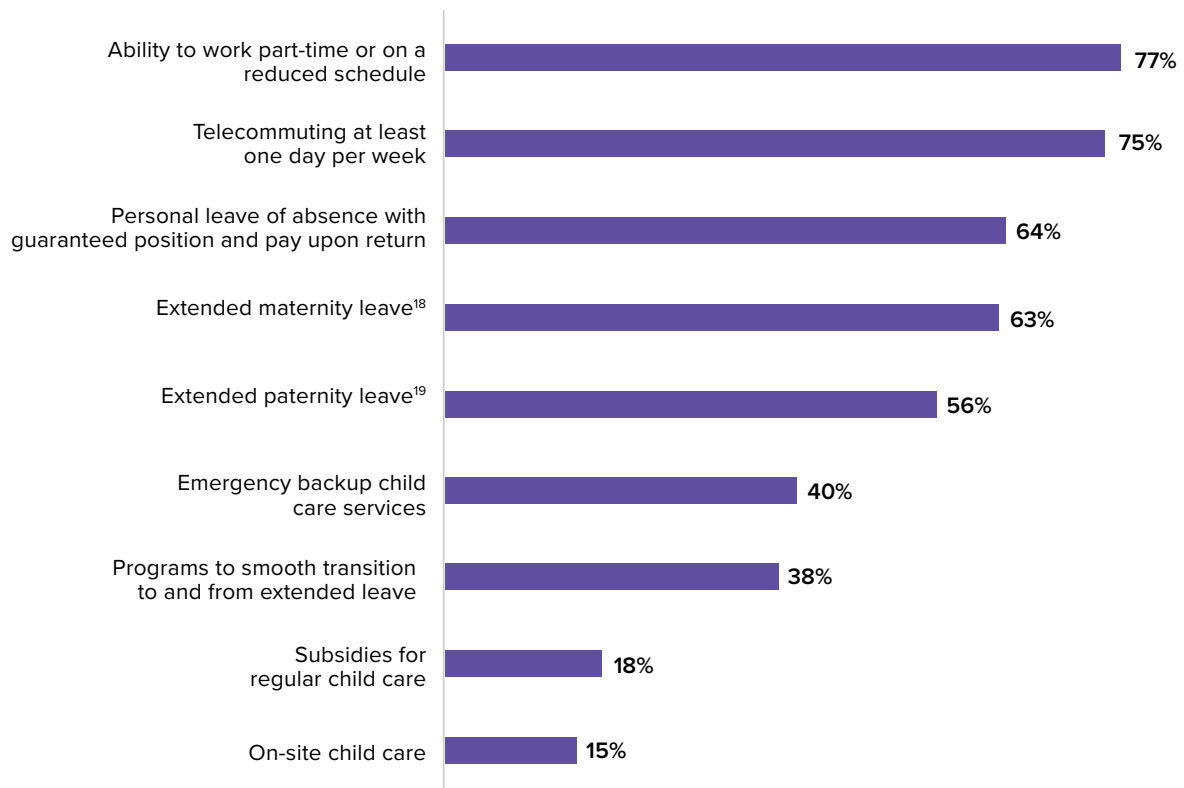
Companies need to look for more ways to help employees balance work and family. Less than two-thirds of companies offer maternity leave beyond what's required by law, and only about half offer fathers the same benefit. Even fewer organizations run programs that ease employees' transitions to and from extended leave. And support for parents on an ongoing basis is relatively scarce: only 40 percent of companies provide emergency child care and less than 20 percent offer subsidized or on-site child care.

These programs provide valuable support to parents and are particularly beneficial to employees who have a partner who works, which is most often the case for women. In more senior roles, 57 percent of women have partners who work full-time, compared to 38 percent of men. Not surprisingly, companies that offer these types of programs have a higher representation of women.

Top-performing companies are more likely to offer extended parental leave and on-site child care.

HR POLICIES AND PROGRAMS TO SUPPORT WORK/LIFE BALANCE

% OF COMPANIES THAT REPORT THEY OFFER . . .



¹⁸ In this analysis, "extended" means "beyond legal requirements" for both maternity and paternity leave. ¹⁹ Ibid.

6. Focus on accountability and results

Companies need to place more emphasis on tracking, targets, and transparency—the building blocks of accountability.

Eighty-five percent of companies track gender representation by level. This is a good first step, but organizations need a more complete snapshot of gender disparities in the workplace to see and correct trouble spots. Fewer companies track external hiring and promotions by gender, although both predict greater women's representation. Likewise, access to growth opportunities can impact women's careers, yet only 17 percent track the assignment of high-visibility projects by gender.

Even though setting targets is a valuable tool for improving gender diversity, less than a third of companies set gender targets for representation, and even fewer set targets for external hiring and promotions.

Transparency is also rare. While 81 percent of companies say they share a majority of gender diversity metrics with senior leaders, only 23 percent share them with managers, and a mere 8 percent share them with all employees. Moreover, 43 percent of companies don't share any metrics at all with employees.²⁰ When companies share gender metrics, employees better understand the state of women in their organization and can hold their leaders accountable for progress.

This is important because accountability is key to positive change. Only 40 percent of companies say they hold their senior leaders accountable for performance against gender diversity metrics, and fewer use financial incentives. Employees also observe a low emphasis on results: less than 20 percent say leaders are regularly held accountable for progress on gender diversity.

Top-performing companies are more likely to share some diversity metrics with all their employees.

“We have a huge focus on gender diversity. We track statistics, we set stretch goals, and we have attained them in almost every function. It's something I'm very proud of.”

HOW COMPANIES HOLD THEMSELVES ACCOUNTABLE FOR PROGRESS ON GENDER DIVERSITY

% OF COMPANIES THAT REPORT THEY TRACK GENDER METRICS AND SET TARGETS

	TRACK METRICS	SET TARGETS
Representation by level	85%	— ²¹
Attrition by gender	75%	12%
Representation of external hires	70%	25%
Representation in promotions	72%	18%
Performance ratings	44%	—
Salary differences in comparable positions	63%	—
Perceptions of work/life balance	47%	—
Assignment of high-visibility projects	17%	7%

²⁰ The quantitative metrics companies track could include recruiting pipeline by gender, gender representation at promotion rounds, and salary differences at comparable job positions by gender.

²¹ If blank, question was not included in survey.

BY THE NUMBERS

Policies, programs, and manager practices that support gender equality

■ SIGNIFICANTLY MORE COMMON IN TOP-PERFORMING COMPANIES

■ PREDICTS GREATER EMPLOYEE COMMITMENT TO GENDER DIVERSITY

% OF COMPANIES THAT OFFER A PROGRAM OR PRACTICE		0-25%	26-50%	51-75%	76-100% ²²
MAKE A COMPELLING CASE FOR DIVERSITY	Company that prioritizes gender diversity				x
	Company that prioritizes racial diversity				x
	Company makes a compelling case for gender diversity (e.g., leads to business results and is fair to all people)				x
	HR and senior leadership involved in developing programs/policies that support gender diversity				x
INVEST IN MORE EMPLOYEE TRAINING	Company offers unconscious bias training to all employees		x		
	Company offers anti-harassment training				x
	Company offers trainings to foster an inclusive work environment			x	
GIVE MANAGERS THE MEANS TO DRIVE CHANGE	PRACTICES THAT SIGNAL A COMMITMENT TO GENDER DIVERSITY				
	Managers prioritize gender diversity efforts		x		
	Managers give employees guidance on how to improve gender diversity		x		
	PRACTICES THAT SUPPORT CAREER ADVANCEMENT				
	Managers provide advice to help employees advance		x		
	Managers advocate for employees for specific opportunities		x		
	Managers give employees stretch assignments		x		
ENSURE THAT HIRING AND PROMOTIONS ARE FAIR	Managers help employees navigate difficult situations			x	
	Company has strategies for hiring underrepresented groups			x	
	Company uses clear, consistent criteria for evaluating candidates			x	
GIVE EMPLOYEES THE FLEXIBILITY TO FIT WORK INTO THEIR LIVES	Company runs a program to improve promotion rates for women			x	
	Company offers flexible work policies (e.g., ability to work part-time or on a reduced schedule)				x
	Company offers extended maternity/paternity leave ²³		x		
	Company offers programs to smooth transition to and from extended leave		x		
FOCUS ON ACCOUNTABILITY AND RESULTS	Company offers on-site or emergency child care		x		
	Company tracks data on gender representation at all levels and in external hiring and promotions				x
	Company sets targets for gender representation at all levels and in external hiring and promotions		x		
	Company shares a majority or all of gender diversity metrics with all employees	x			

²² Ranges presented are rounded. Actual ranges are: 0-24.99%, 25-49.99%, 50-74.99%, and 75-100%. ²³ In this analysis, extended leave is defined as 9+ weeks of paid leave.



Looking ahead

There are more solutions than ever for companies, and evidence shows that these efforts pay off. But too many people still believe that gender diversity is a nice-to-have instead of a must-have. Until we treat gender diversity, and diversity more broadly, like the business imperative it is, true progress will be hard to achieve.

Looking ahead, creating inclusive workplaces will only become more important. Millennials are now the largest and most diverse generation, and the workforce is growing more diverse each year.²⁴ Companies that keep up with the pace of this change will have a competitive edge, and those that don't will be left behind.

Leveraging the full talents of the population leads to better results. Yet true meritocracies are rare. More than half of all employees, regardless of their gender or race and ethnicity, say that the workplace needs to be more fair.

Lifting up all women is a critical part of the way forward. Programs and policies designed to reduce bias and ensure fairness don't just benefit women. They benefit everyone. When the most talented people can rise to the top, regardless of what they look like and where they're from, we all end up winning.


“ To me, inclusivity means that no matter who I am—religion, color, gender, ethnicity—that I will feel as though my voice is heard, and I will feel well received in any room.”

²⁴ For detailed statistics see Millennials Outnumber Baby Boomers and Are Far More Diverse, Census Bureau, <https://www.census.gov/newsroom/press-releases/2015/cb15-113.html>.

Acknowledgments

McKinsey & Company and LeanIn.Org would like to thank the 222 companies and more than 70,000 employees who participated in this year's study. By sharing their information and insights, they've given us new visibility into the state of women in the workplace and the steps companies can take to achieve gender equality. In particular, we appreciate Thomson Reuters and Women's Foodservice Forum's help convening the legal and food industries.

We would also like to thank Getty Images for providing the photography used in this report from the Lean In Collection.



Report authors

RACHEL THOMAS is president of LeanIn.Org, the non-profit foundation she co-founded with Facebook COO Sheryl Sandberg to empower women to achieve their ambitions. Under her leadership, the Lean In community has grown to over 2 million women and men—and more than 33,000 peer support groups called Lean In Circles—in over 150 countries. Rachel frequently writes and speaks on issues that affect women.

MARIANNE COOPER, PH.D., is a contributor to LeanIn.Org, a LinkedIn Influencer, and a contributing writer to *The Atlantic*. She served as lead researcher for the book *Lean In: Women, Work, and the Will to Lead*. An expert on gender, women's leadership, and diversity and inclusion, Marianne is a sociologist at the Clayman Institute for Gender Research at Stanford University and an affiliate at the Stanford Center on Poverty and Inequality.

ELLEN KONAR, PH.D., is an advisor to LeanIn.Org and chairman of the board of Mindset Works. An expert in behavioral science, Ellen has developed data science and marketing programs at Google, IBM, and Intel, where she was the first woman and non-engineering executive to be honored as an Intel Fellow.

MEGAN ROONEY is a writer and strategist at LeanIn.Org. A former presidential speechwriter, Megan oversees the written communications that spread the organization's messages of equality and empowerment.

ASHLEY FINCH serves as vice president of partnerships at LeanIn.Org. Ashley oversees the strategic partnerships and programming that power the organization's global public awareness and community-building initiatives and manages the team that supports its more than 1,200 corporate and non-profit partners.

LAREINA YEE is a senior partner in McKinsey's San Francisco office and leads the firm's global Tech Infrastructure and Services practice. Lareina has been at the forefront of McKinsey's research on women and is a frequent speaker on the topic. She leads McKinsey's North American Women's Program and co-created the McKinsey Academy for Women. She has written numerous articles on technology trends, sales, marketing, and advancing women in business.

ALEXIS KRIVKOVICH is a partner at McKinsey & Company and leads its Silicon Valley office. As the leader of McKinsey's Banking Organization Practice in the Americas, Alexis advises financial institutions and tech companies on driving change at scale. Alexis is an author of "Breaking Down the Gender Challenge" and is passionate about advancing women in leadership.

IRINA STARIKOVA is a partner in Digital McKinsey's Silicon Valley office. She helps clients across technology, health care, and retail sectors address their toughest technology challenges and use technology to enhance innovation and productivity. Irina is an active contributor to McKinsey's research and publishes frequently on topics including cloud infrastructure and digital operating practices.

KELSEY ROBINSON is a partner in McKinsey & Company's San Francisco office. Working with consumer, retail, and e-commerce companies, Kelsey advises executives on digital marketing, customer relationship management, and customer analytics. She is a frequent speaker on McKinsey's research on women and other topics, including independent work and managing talent in a digital era. Kelsey also co-leads McKinsey's West Coast Gender Initiative.

RACHEL VALENTINO, PH.D., is an engagement manager in McKinsey & Company's San Francisco office. A long-time researcher of human development, she has published extensively on topics ranging from education policy and equity to women's issues. Rachel advises clients on human capital and leads McKinsey's West Coast Women's Connectivity.

Methodology

COMPANY PIPELINE DATA AND PROGRAMS SURVEY

This study is based on research from 222 companies across North America, building on last year's study of 132 companies and similar research conducted by LeanIn.Org and McKinsey & Company in 2015 and McKinsey & Company in 2012. Each participating company submitted gender diversity talent pipeline, policies, and programs data to McKinsey. Pipeline data included the current representation of men and women (overall and by race/ethnicity), distribution of line and staff roles, and number of hires, promotions, and employees who left the company by gender and race/ethnicity. Submitted data reflects diversity metrics and program and policy prevalence as of December 31, 2016.

Promotion and attrition rates were determined independently for women and men at each level. Promotion rates were calculated by dividing the number of promotions into a level by the start-of-year number of employees of that gender in the level below. Attrition rates were calculated by dividing the number of each gender who left the company at a given level by the number of employees of that gender in that level at start of year.

We calculated aggregate metrics using the following heuristics:

- **Averages across companies:** Each company received equal weighting by taking an average of averages to avoid overemphasizing the results of companies with the largest employee base.
- **Industries weighted based on Fortune 500:** Representation of women was calculated using industry weights to approximate the composition of the North America Fortune 500 in 2016 to match the year of pipeline data collected. This enabled us to avoid overemphasizing particular industries overrepresented in our sample. Other pipeline statistics were not adjusted. Sensitivity checks indicated that findings were comparable with and without weightings.

DEFINITION OF LEVELS

Companies categorized their employees into six levels and the board of directors based on standard definitions. In assigning jobs/employees to one of the six levels, companies were asked to consider reporting structure, salary, and advancement. The levels and definitions are as follows:

- L0—Board: Official directors of the board, responsible for the organization and management
- L1—C-suite level executives and presidents: CEO and his or her direct reports, or those responsible for company operations and profitability
- L2—Senior vice presidents: Senior leaders of the organization with significant business unit or functional oversight
- L3—Vice presidents: Leaders of the organization who report directly to senior vice presidents
- L4—Senior managers/directors: Seasoned managers with responsibility for multiple teams and discrete functions or operating units
- L5—Managers: Employees who have management responsibility over a store or team
- L6—Entry level: Employees who carry out discrete tasks and participate on teams, typically in an office or corporate setting

Field employees like cashiers or customer service representatives are not included in our primary analyses.

For some analyses, we consolidated the six organizational levels into three larger groupings: senior management, middle management, and entry level. These larger groupings assured larger samples to maximize reliability and reduce the likelihood of chance findings in all groups. The mapping of levels to these groupings is:

- Senior management—L1, L2, and L3
- Middle management—L4 and L5
- Entry level—L6

METHODOLOGY FOR TOP-PERFORMING COMPANIES

Participating companies were grouped into four performance tiers based on the following measures: (1) representation of women in L5, (2) representation of women in senior management, and (3) average rate companies promote women across the talent pipeline. Top-performing companies have the highest performance in a composite of these three measures, where (1) and (2) represented 50 percent of the weight of the composite and (3) represented the other 50 percent of the composite. These quartiles allowed us to identify those policies and programs that were more common among top versus bottom tier companies in women's representation and advancement.

EMPLOYEE EXPERIENCE SURVEY

Employee experience findings are based on the survey results from more than 70,000 employees from eighty-two companies. No single company accounted for more than 7.5 percent of the responses. The average response rate to our survey of eighty-seven questions was 40 percent. This research builds on our 2016 employee survey, which included thirty-nine companies and more than 34,000 employee respondents.

Group differences: To ensure that differences highlighted between genders or groups are both reliable and substantial, we used a dual cutoff for consideration. All differences noted in this report are statistically significant at a 95 percent confidence level using a two-tailed test and reflect a difference of at least five percentage points between the two groups.

GROUPING OF RESPONSES

Analysis of employee experiences and company practices uses aggregated findings from the top-two boxes of the scale. For example, the percentage of respondents who "somewhat agree" or "strongly agree," who report experiencing something "often" or "almost always," and who report that something is a "very important priority" or "a top priority."

REGRESSION ANALYSES

We used a multiple regression approach to identify company and manager practices that best predicted the following outcomes for employees: ambition, desire to stay, sense of meritocracy, personal and company commitment to diversity, and receiving promotions and raises. Interaction terms were tested to identify any differences in predictive value of practices for men and women, and all models were adjusted for company-specific variation.

Findings reported are those in which (1) practices significantly ($p < .05$) predicted employee perceptions and outcomes and (2) the relationship was meaningfully large ($B > 0.05$).

QUALITATIVE INTERVIEWS

We conducted qualitative interviews with twenty-nine women from eight companies in our sample that represent a range of industries, including utilities, software, insurance, banking, and food and beverage. Women volunteered to be interviewed and were selected to reflect a range of levels, functions, and demographic groups. We interviewed these women about their experiences to gain a deeper understanding of the quantitative findings from the employee survey. Individual names, company names, and any other identifying information were kept strictly confidential and have been redacted for reporting purposes.

COMPANIES INCLUDED

Participating companies opted in to the study in response to invitations from LeanIn.Org and McKinsey & Company or by indicating interest through a public website. Their participation in the Employee Experience Survey was encouraged but optional. The industry breakdown of participating companies is as follows:

- Asset Management and Institutional Investors—16
- Automotive and Industrial Manufacturing—12
- Banking and Consumer Finance—16
- Consumer Packaged Goods—7
- Energy and Basic Materials—13
- Food, Beverage, and Restaurants—31
- Health Care—9
- Insurance—7
- Media and Entertainment—8
- Pharmaceuticals and Medical Products—7
- Professional and Information Services (includes Legal)—37
- Retail—9
- Tech (Hardware and Software)—32
- Telecom and IT Services—9
- Transport, Travel, Logistics, and Infrastructure—9

GEOGRAPHIC COVERAGE

This report covers only findings from North America (United States and Canada). We collected additional data for four other geographic regions—Europe, Asia Pacific, Latin America, and Middle East/Africa—to be used for company-specific benchmarking.

